



STARRS 612 Online Academy Orientation

Mentor Edition

2025-2026

Our STARRS Online Academy Team

Stephanie Streng

Director of Alternative Programs

Dawn Christiansen

Online Learning Manager

Sarah Neu

Student Success Coach

6-12 Teachers

Jennifer Besser (6 Grade/Electives), Marissa Erdman (Social Studies/Electives), Matt Fjerkenstad (Science), Isabelle Morris (World Languages/EL Services), Eric Nelson (Mathematics/Electives), Sarah Neu (English)

What Will Students Use To Complete Coursework?

They will login to Edgenuity to complete their coursework.

They will need:

- A quiet space
- Computer, Laptop, Chromebook, or iPad
- A printer to print Guided Notes (Optional, but highly recommended)
- Paper/notebook and pencil for notes
- Wi-Fi



How Does This Work For Mentors?

You will also login to Edgenuity to monitor your student(s). You will be able to see things like:

- Their login time
- Grade/Progress Snapshot
- Past Communications (You can message with your students and STARRS staff directly through Edgenuity)
- You can also login as your students to see what they are seeing if necessary when helping them with questions



Login Page



[Request more information](#)

[Search](#)

[Jobs](#)

[Blog](#)

[Login](#)

[Share](#)

[Products](#)

[Services](#)

[Solutions](#)

[The Difference](#)

[The Experience](#)

[Support](#)

[News + Reviews](#)

[Home](#) » [SIS Login page](#)

Student Information System

Login:

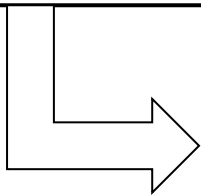
Password

[Forgot your login and/or password?](#)



[Watch the orientation video](#)

Students, Parents, AND
Mentors use this link to login.
BOOKMARK THIS LINK



sislogin.edgenuity.com

Mentor Expectations

Your role is pivotal in the success of our online students. As a mentor, you serve as a crucial bridge connecting the district, STARRS Online, and the students and their families

Mentor Expectations Include:

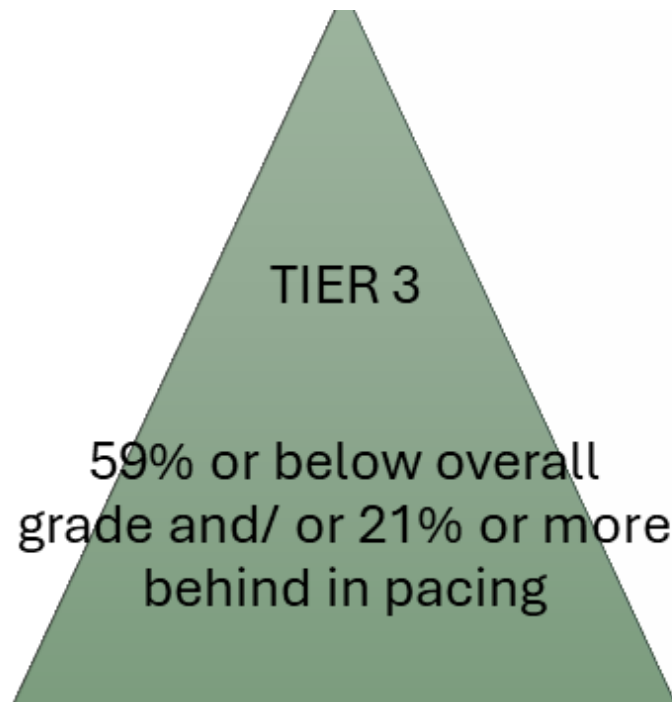
- Point of contact for student and district
 - Help answer questions about students/families
 - Attendance monitoring
 - Working with your district IT department
- Know and use Edgenuity platform
 - Check in on student performance/ pacing at least twice a month
 - Attend or view mentor trainings/ask questions as needed
- Communicate with and meet with STARRS staff, students, and families as needed for student concerns and conversations about progress
- Enrollment forms
 - Monitor graduation requirements
 - Student course load- making sure student is enrolled in correct classes
- Ensure that student has access to technology and other resources (Workbooks and/or technology)
- Work with special education teachers to upload student accommodations and modifications page
- Create and uphold attendance/truancy protocols for local district

Daily Student Expectations

- Login every school day
 - ◆ Pacing requires a minimum of 30 -45 minutes per day per class
- Take notes
 - ◆ If available, students should use Guided Notes (print or fill in digitally)
 - ◆ The option to take notes is available for all courses
 - ◆ All notes can be used on quizzes and test
- Check messages daily
 - ◆ respond to teachers promptly
- Reach out via message or email to teachers when they need help
- **If they do not meet these expectations and begin to fall behind, they will be referred to our Multiple Tiered Support System (see next slide)**

Multiple Tiered Support System (MTSS)

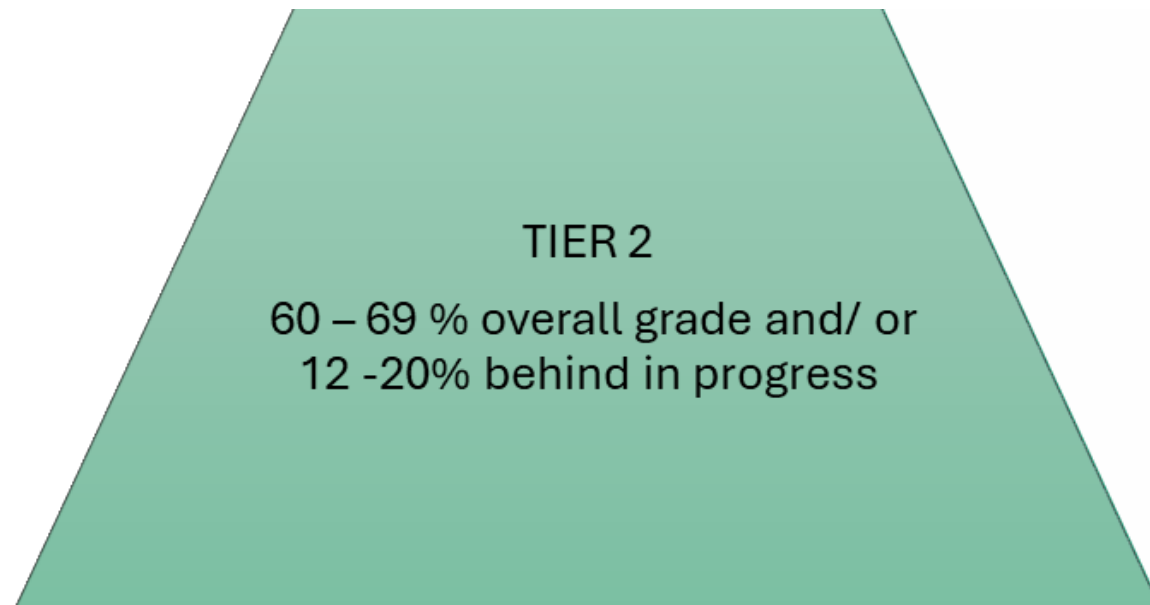
If a student's grade falls below 59% and/or they become 16% or more behind (pacing), they will be required to meet the following expectations.



- All tier 1 communications
- Bi-weekly check-ins with teacher
- Class schedule will be built for time management
- Further accommodations as needed
- Required TEAMS meeting with parent, student and school personnel
- Goals set for grade attainment

Multiple Tiered Support System (MTSS) Cont.

If a student's grade falls between 60-69% and/or they become behind by 4-15%, they will be required to meet the following expectations.



- All tier 1 communications
- Required weekly check in with teacher
- Required goals set for time management and course work
- Individual meeting or phone call to home with parent and student
- Email update to mentor(s)

Multiple Tiered Support System (MTSS) Cont.

If a student's grade is 70% or higher and they are on pace to finish, they are doing well and should continue the good work.

TIER 1

Universal Supports: 70% or higher overall grade and on pace to finish course by end of semester.

- Students are advocating for themselves, asking questions when needed
- Expectations sent to every family at the beginning of the semester
- Notebooks and notetaking are encouraged
- Individual emails or phone calls to students/ family on an as needed basis.
- Encourage Goal setting
- Teacher is responding to student in a timely manner (24hours during the week)
- Option to schedule the live work sessions on TEAMS
- Bi-monthly progress reports sent through Edgenuity
- Parent, student and mentor sign acknowledgment of expectations

Important Things to Know and Locate

Guided Notes (Our #1 Tip for Success)

- Taking notes is crucial for students' success in this program.
- Look at the **red** text box and arrow to find the Guided Notes (if available for the course)
- Look at the **green** text box and arrow to view your eNotes.
 - eNotes can be added *during instruction* by clicking the + in the top right corner

Click this symbol to view eNotes that you have taken for your course

Click this symbol to download the Guided Notes for each unit.

MN-World History B

Course Map

UNIT: THE AGE OF REVOLUTIONS: THE INDUSTRIAL AGE

The Industrial Age

Warm-Up
JAN 17
Get ready for the lesson.
Your Time: 3m 59s

Instruction
JAN 17
How did the Industrial Revolution alter the world economy in the nineteenth century?
Your Time: 33m 4s

Quiz
JAN 18
70%
Your Time: 7m 8s

The Growth of Cities

Example Guided Notes:

Edgenuity

Warm-Up | The Industrial Age

Lesson Question

Lesson Goals

Learn about the Industrial Revolution.

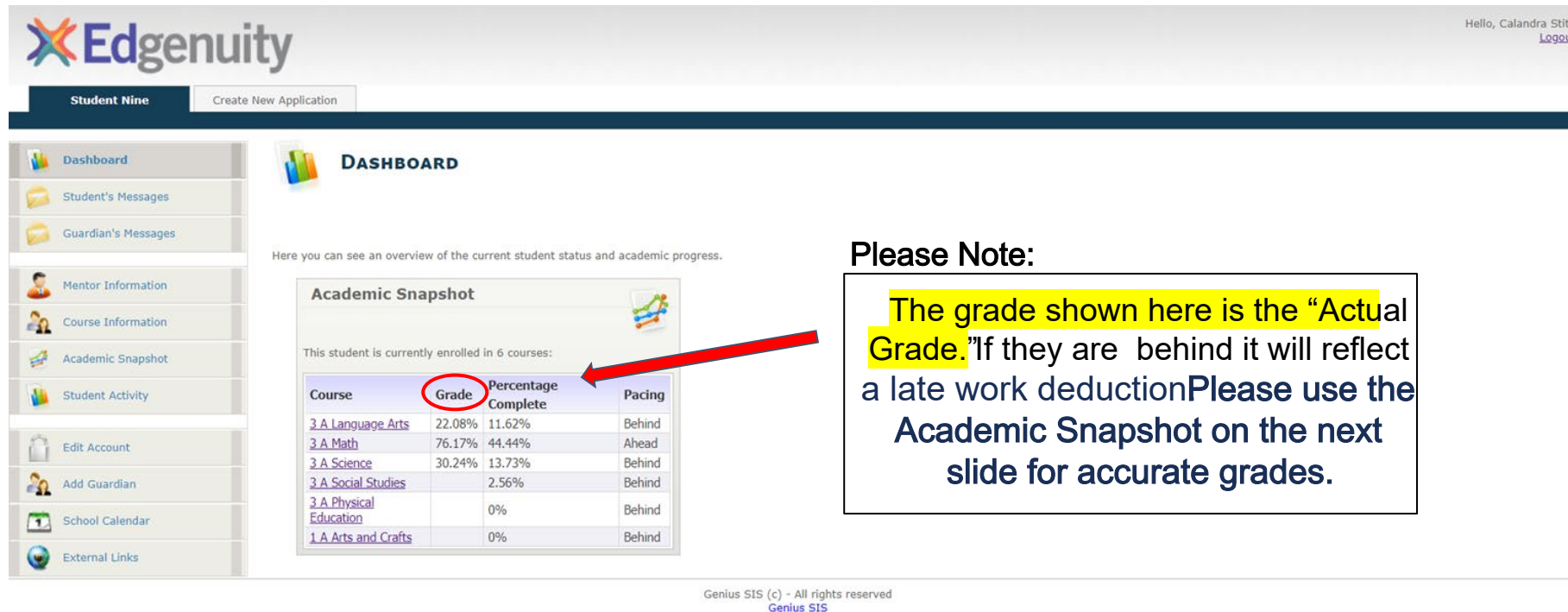
Explain the effects of the revolution.

Describe how advancements in changed society.

Explain why the Industrial Revolution began in .

Student Dashboard

- This is what students will see when they login
- This area gives them a brief overview of their progress ~~all~~ of their courses.
- They will be able to click directly on their courses to begin working



The screenshot displays the Edgenuity Student Dashboard. At the top, the Edgenuity logo is on the left, and the user's name 'Hello, Calandra Stith' with a 'Logout' link is on the right. Below the header, there's a navigation bar with 'Student Nine' and a 'Create New Application' button. A left sidebar contains links to Dashboard, Student's Messages, Guardian's Messages, Mentor Information, Course Information, Academic Snapshot, Student Activity, Edit Account, Add Guardian, School Calendar, and External Links. The main content area is titled 'DASHBOARD' and includes a sub-header 'Academic Snapshot'. Below this, it states 'This student is currently enrolled in 6 courses:'. A table follows with columns for Course, Grade, Percentage Complete, and Pacing. A red circle highlights the 'Grade' column, and a red arrow points from a text box to it. The table lists six courses with their respective grades and completion percentages. At the bottom, a footer reads 'Genius SIS (c) - All rights reserved' and 'Genius SIS'.

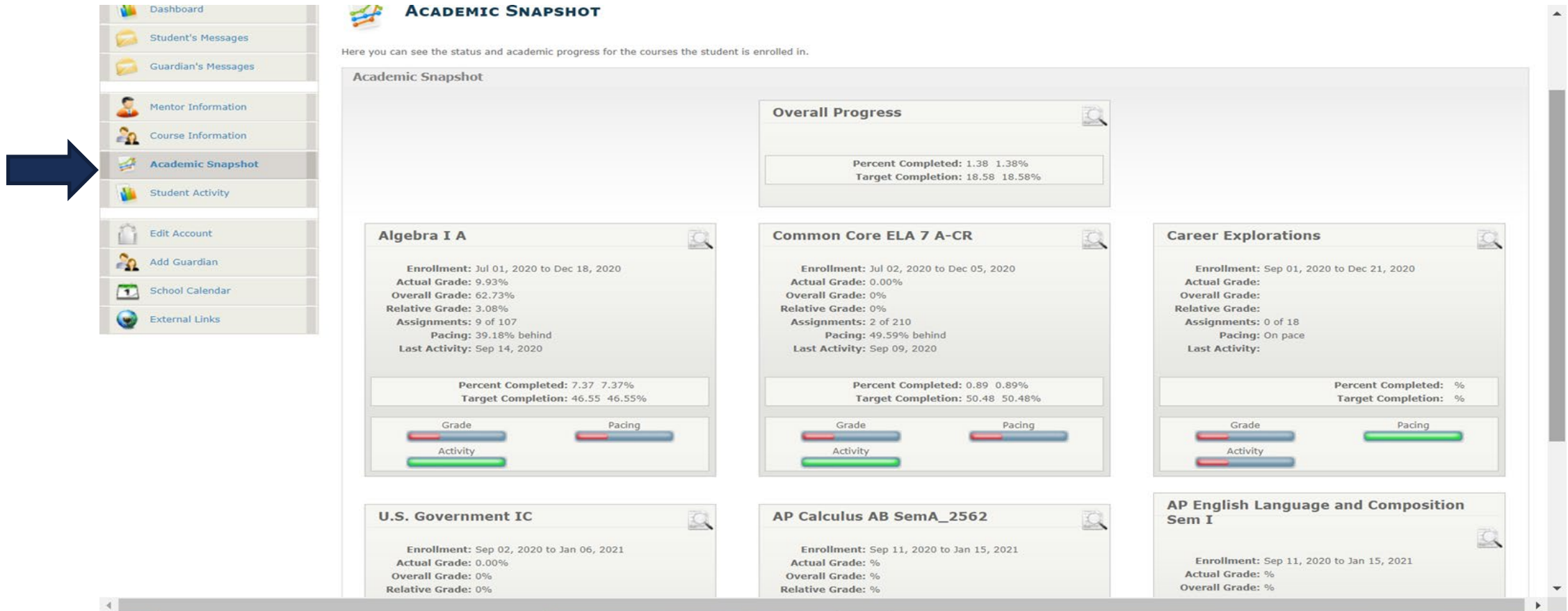
| Course | Grade | Percentage Complete | Pacing |
|--|--------|---------------------|--------|
| 3 A Language Arts | 22.08% | 11.62% | Behind |
| 3 A Math | 76.17% | 44.44% | Ahead |
| 3 A Science | 30.24% | 13.73% | Behind |
| 3 A Social Studies | | 2.56% | Behind |
| 3 A Physical Education | | 0% | Behind |
| 1 A Arts and Crafts | | 0% | Behind |

Please Note:
The grade shown here is the “Actual Grade.” If they are behind it will reflect a late work deduction. Please use the Academic Snapshot on the next slide for accurate grades.

Genius SIS (c) - All rights reserved
Genius SIS

Academic Snapshot

- Students, Parents, and Mentors have access to this.
- View this area to get a more detailed overview of student progress all of their courses.
- The following slide has definitions of each grade type shown here



The screenshot displays the 'Academic Snapshot' interface. On the left is a vertical navigation sidebar with the following items: Dashboard, Student's Messages, Guardian's Messages, Mentor Information, Course Information, **Academic Snapshot** (highlighted with a blue arrow), Student Activity, Edit Account, Add Guardian, School Calendar, and External Links. The main content area is titled 'ACADEMIC SNAPSHOT' and includes a sub-header 'Here you can see the status and academic progress for the courses the student is enrolled in.' Below this, there are six course progress cards arranged in a 2x3 grid. Each card displays enrollment dates, actual/overall/relative grades, assignments, and pacing. Progress is visualized using horizontal bars for Grade, Pacing, and Activity.

| Course | Enrollment | Actual Grade | Overall Grade | Relative Grade | Assignments | Pacing | Last Activity |
|---|------------------------------|--------------|---------------|----------------|-------------|---------------|---------------|
| Algebra I A | Jul 01, 2020 to Dec 18, 2020 | 9.93% | 62.73% | 3.08% | 9 of 107 | 39.18% behind | Sep 14, 2020 |
| Common Core ELA 7 A-CR | Jul 02, 2020 to Dec 05, 2020 | 0.00% | 0% | 0% | 2 of 210 | 49.59% behind | Sep 09, 2020 |
| Career Explorations | Sep 01, 2020 to Dec 21, 2020 | | | | 0 of 18 | On pace | |
| U.S. Government IC | Sep 02, 2020 to Jan 06, 2021 | 0.00% | 0% | 0% | | | |
| AP Calculus AB Sema_2562 | Sep 11, 2020 to Jan 15, 2021 | | | | | | |
| AP English Language and Composition Sem I | Sep 11, 2020 to Jan 15, 2021 | | | | | | |

Grade Breakdown

EXAMPLE EXPLANATION:

- Actual Grade– The average of completed graded activities deducting the behind pacing percentage amount if student falls behind pace.
- Overall Grade– The average of completed graded activities only (past due activities are not included).
- Relative Grade– The average of completed graded activities and zeros for every single activity that's left in the course to complete. **This is the grade that will be used for final grades.**

If you are on pace or ahead of pace, the actual grade and overall grade will always match. If you complete your course 100%, all three grades will match.

Messages

- Make sure you are checking your messages on a daily basis. You can use this messaging system or email to communicate with students or STARRS staff.

The screenshot displays the Edgenuity user interface. At the top, the Edgenuity logo is on the left, and the user's name 'Hello, Calandra Stith' with a 'Logout' link is on the right. Below the header, there's a navigation bar with 'April Demo' and 'Create New Application' buttons. The left sidebar contains various links: Dashboard, Student's Messages, Guardian's Messages (highlighted by a blue arrow), Mentor Information, Course Information, Academic Snapshot, Student Activity, Edit Account, Add Guardian, School Calendar, and External Links. The main content area is titled 'MESSAGES SENT' and includes a message icon. Below the title, it says 'Here you can see messages your messages.' and 'Folder: Inbox'. There are buttons for 'Compose', 'Reload List', and 'Show Archived Messages'. A search bar is present. Below the search bar is a table with columns: From, Attachments, Sent, Subject, Contents, and Read On. The table is currently empty, displaying 'No data available in table'. At the bottom of the table, it says 'Showing 0 to 0 of 0 entries'. On the right side of the table, there are controls for 'Show 10 entries' and navigation links: First, Previous, Next, Last. The footer of the page contains the text 'Genius SIS (c) - All rights reserved' and a link to 'Genius SIS'.

Questions about enrollments?

stephanie.strenge@swwc.org or starrs@swwc.org

Other Questions?

Sarah.neu@swwc.org

Other resources from Edgenuity:

<https://help.imagineinstructionalservices.com/hc/en-us>

*Click one of the options, use the search bar, or click on the Chat button in the bottom right corner

Questions for teachers?

Sarah.neu@swwc.org

Marissa.erdman@swwc.org

Eric.nelson@swwc.org

Matt.fjerkenstad@swwc.org

Isabelle.morris@swwc.org

Jennifer.Besser@swwc.org